

**CoopCities: Learning from urban cities sustainable solutions to deal with the  
global challenges faced due to COVID pandemic**

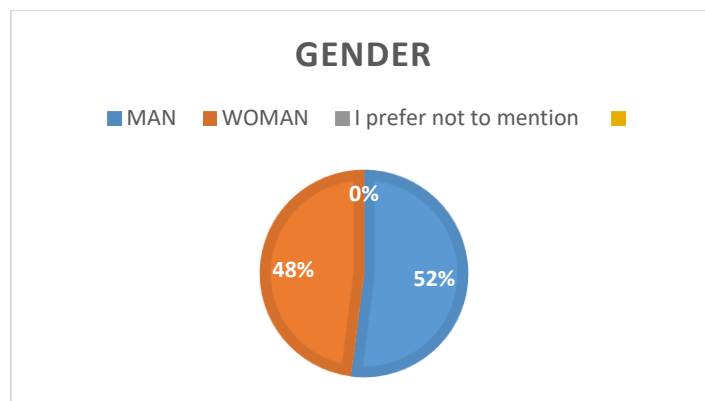
**CYPRUS**

**STANDO**

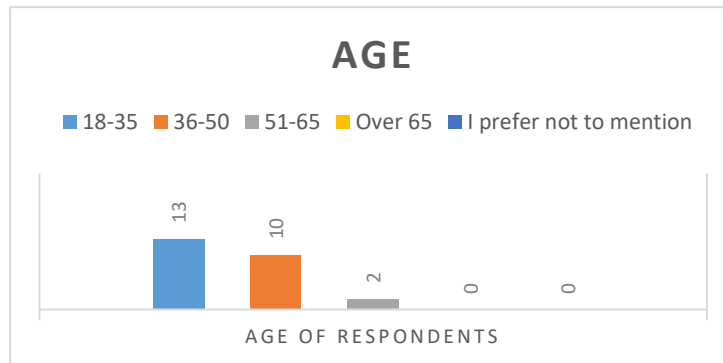
**ANALYSIS OF THE FIELD RESEARCH**

Data on its own means nothing without proper analysis. Thus, survey analysis produces meaningful results that help make decisions that ultimately improve the research. This document was created in order to thoroughly analyse and interpret the questionnaire. The results will enable us to investigate the current situation and observe the perspectives of the respondents. This section also includes statistical data about relevant country on specific topics

## 1. GENDER



## 2. AGE



## 3. Location

All respondents were from CYPRUS

## 4. Type of Residence

Responders identified their residency as:

Urban-city (over 100,000): 19

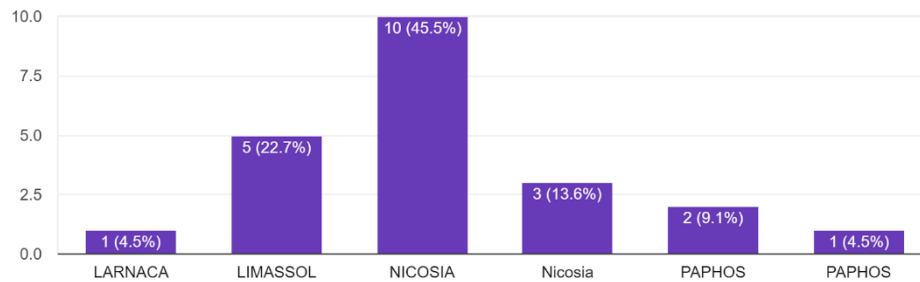
Urban-town (less than 100,000): 6

Rural: 0

Community: 0

## 5. City Distribution of Respondents

4. Which city do you live  
22 responses



Larnaca: 1

Limassol: 5

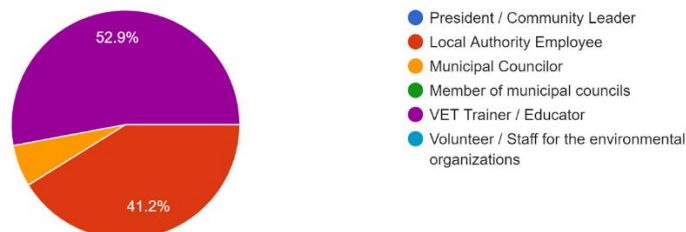
Nicosia: 13

Paphos: 3

Nicosia and Paphos were divided/duplicated due to a letter complication. 3 respondent did not answer. Total number written above.

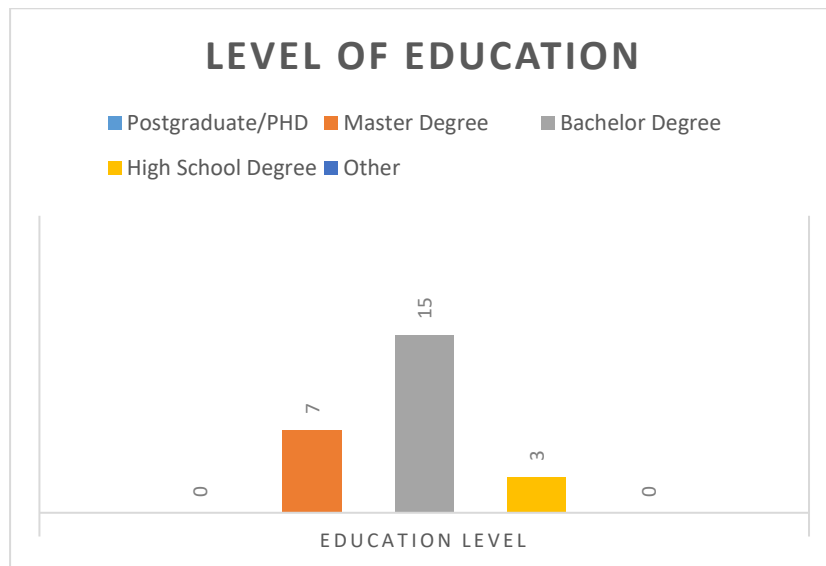
## 6. Profession of responders

6. Which of the following best describes your job?  
17 responses



17 of Respondents defined their profession.

## 7. Level of education

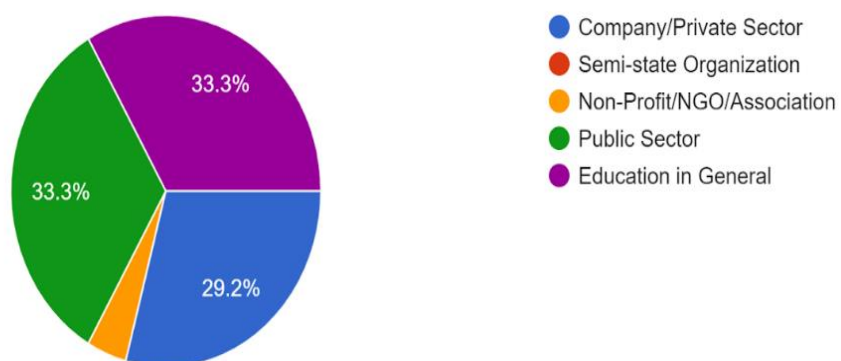


Out Of 25 participants, 15 stated that they have Bachelor Degree, 7 were holding Master Degree and 3 High School Degree.

## 8. Type of organization respondents representing

9.What type of organization are you representing?

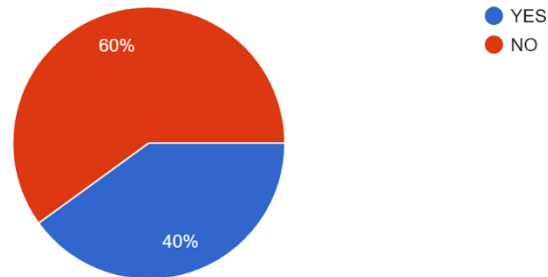
24 responses



## 9. Received trainings related to sustainability or sustainable development

10. Have you received any training related to sustainability or sustainable development (either through your work or personal interest)?

25 responses



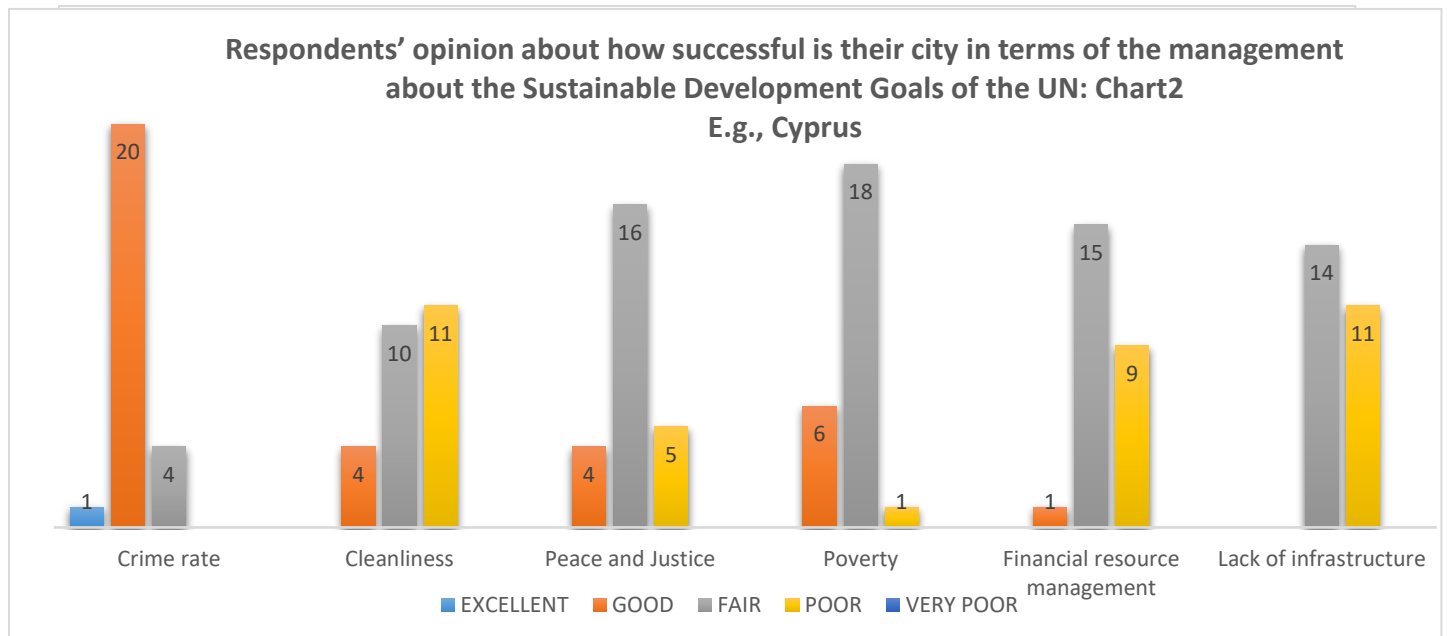
We have asked to respondents if they have received any training related to sustainability or sustainable development (either through their work or personal interest) and 10 (%40) stated that they have received training and 1 of them consider it as very satisfied, 8 satisfied and 1 neutral. 15 (%60) of respondents stated that they did not receive any training at all. Received training topics by respondents as follow:

- Training about Sustainable cities
- Marine Protection
- Circular Economy
- Agriculture

## 10. Respondents' opinion about how successful is their city in terms of the management about the Sustainable Development Goals of the UN

### Goals of the UN

We asked respondents a series of questions to assess their perceptions of how effective their municipal/government authorities are at implementing UN SDG GOALS. (Please see Chart1, Chart2)



**Social Inequality:** According to EUROSTAT, the ratio of income distribution inequality in Cyprus was 4.31 in December 2020. Cyprus - Income Distribution Inequality reached an all-time high of 5.37 Ratio in December of 2014 and all-time low of 4.29 Ratio in December of 2018. Citizens generally feel fair-good in terms of social inequality, according to the votes of respondents. Based on the responses, it appears

that Cyprus has developed a solution and that citizens believe the authorities are acting fairly.

**Immigration:** Developments in integration policies positively impacted non-EU immigrants in Cyprus. From 2014 to 2019, Cyprus' MIPEX score increased by 2 points. Despite all of the advancements, the respondents` stated that the immigration status still has many weak points and developmental steps should be taken. Majority of respondents voted as POOR

(<https://www.mipex.eu/cyprus>)

**Overcrowding:** In 2020, Cyprus had the EU's lowest rate of young people aged 15 to 29 residing in overcrowded households. Our survey results appear to support up this information. The majority of respondents voted good-fair.

( <https://ec.europa.eu/eurostat/web/products-eurostat-news/-/ddn-20220224-1>)

**Traffic:** According to a Eurostat report, Cyprus ranked 3th in the EU for car ownership, with 645 cars per thousand people. Cyprus had the highest number of deaths of motorcyclists involved in accidents who were not wearing a crash helmet from 2018 to 2020. Based on ratings and data CYPRUS has a long way to achieve safe traffic management system. POOR received the majority of votes (18).

(<https://etsc.eu/euroadsafetydata/> )

**Air Pollution:** Cyprus is ranked 68<sup>th</sup> out of 118 countries in terms of air pollution in 2021. Citizens feels uncomfortable about pollution. Air Pollution section mostly voted as fair-poor.

(<https://www.iqair.com/cyprus>)

**Unemployment Rate:** According to Eurostat Cyprus was ranked 17<sup>th</sup> in Europe, with a 6.4 percent unemployment rate. Majority of votes was fair and good.

**Wellness and Prosperity:** In 2020, Cyprus is ranked 34<sup>th</sup> in terms of wellness and prosperity. The majority of votes received are for fair-good.

**Crime Rate:** Cyprus has 4.19 crime rate. Which comes 30<sup>th</sup> place in Europe and 134<sup>th</sup> out of 193 countries in world. Cyprus has small population. Despite index score, Respondents feel safe in their country. The majority of votes is determined as “good”.

**Cleanliness:** CYPRUS was ranked 24<sup>th</sup> in the world by the Environmental Performance Index (EPI), with an SDG Index value of 70.60 out of 100. Respondents voted fair-poor for their city’s cleanliness.

<https://epi.yale.edu/epi-country-report/CYP>

**Peace and Justice:** According to the World Justice Project (WJP), Cyprus has a 0.68 Rule of Law Index score, ranking it 28<sup>th</sup> in the world and 1.912 global peace index which comes 61<sup>th</sup> place. Respondents believes Cyprus is following good pathway in terms of Peace and Justice. Fair was the most selected option.

<https://worldjusticeproject.org/>

**Poverty:** Cyprus had a poverty rate of 14.30 in 2019, according to the World Data Bank. Respondents voted “fair” for poverty

<https://data.worldbank.org/indicator/SI.POV.NAHC?locations=CY>

**Financial Resource Management:** The majority of votes for financial resource management policy were "fair."

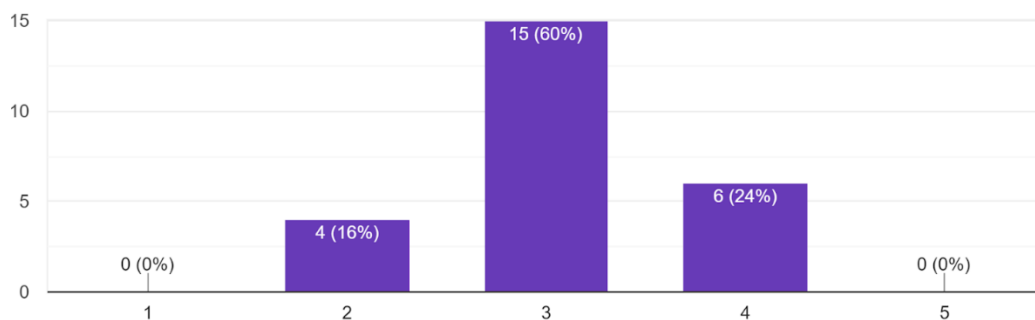
**Lack of Infrastructure:** According to the ratings, respondents are dissatisfied with the government's infrastructure policy.

Based on the ratings and analyses, we can conclude that CYPRUS has a long way to go in achieving the UN's Sustainable Development Goals on specific topics such as immigration, traffic and pollution. It is clear that they require extensive education, support, and encouragement, as well as a direct action plan that addresses the pertinent issue in order to progress.

According to the results, 60% of respondents believe that their authority's management strategies can contribute fairly to the UN SDG GOALS.

## 11. Contribution of achieving the SDG GOALS

14. Based on your municipalities/ community's management strategies, at what level do you think it can successfully contribute in achieving the Sustainable Development Goals of the UN mentioned above?  
25 responses



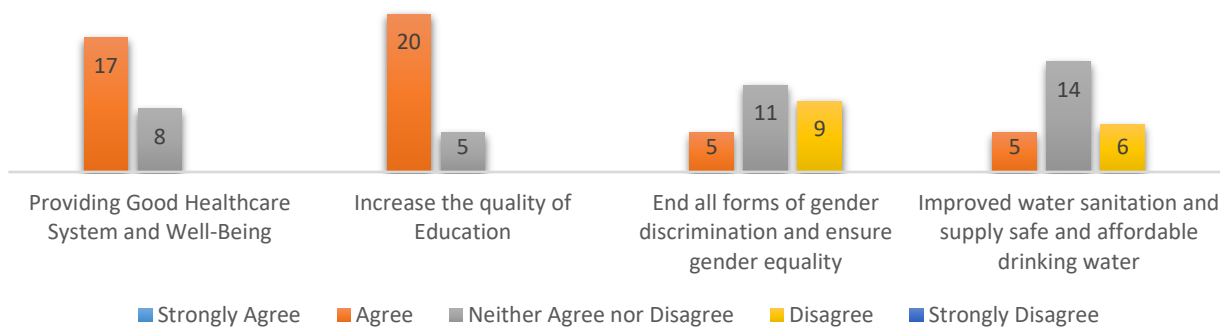
1=Excellent      5= Very Poor

## 12. Thoughts of Respondents on the UN SDG Agenda's

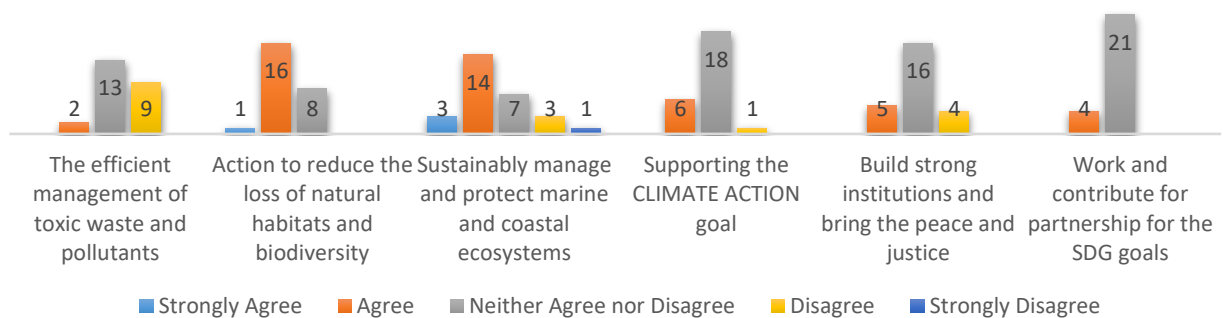
### Achievement by 2030

We directed a question to the respondents` in order to identify their thoughts on the possibility of their municipality achieving the United Nations Sustainability Development Goals by 2030. Please see Chart3, Chart4 and Chart5)

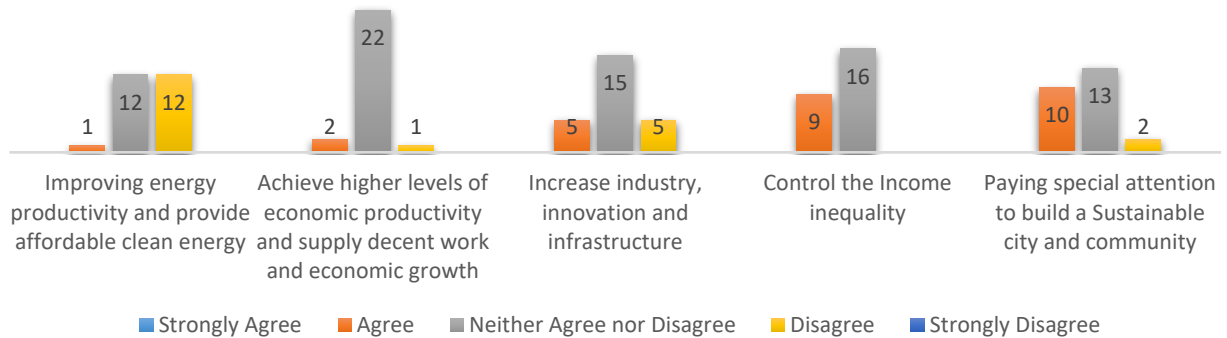
**From United Nations SDG agenda, do you think that by 2030 your Municipality / Community will be able to achieve:Chart3**



**From United Nations SDG agenda, do you think that by 2030 your Municipality / Community will be able to achieve:Chart4**



### From United Nations SDG agenda, do you think that by 2030 your Municipality / Community will be able to achieve:Chart5



**Providing good healthcare system and well-being:** CYPRUS is ranked 70th in the world by the Global Health Security Index (GHS), with a 41.9 overall index score. The majority of respondents believe their governments will be able to provide good healthcare to citizens by 2030. The most voted option was "AGREE".

(<https://www.ghsindex.org>)

**Increase the quality of education:** Despite index scores, citizens believe that if authorities continue in their current path, they won't be able to increase the quality of education by 2030. Cyprus spends more than 7% of its GDP on education, the third highest percentage in the EU; the country is ranked fourth in the world for higher education and training (World Economic Forum) and has the highest per capita percentage of college and university graduates. Respondents believe that the current management strategy will result improvement in educational quality.

**Gender Equality:** Cyprus is currently ranked in Europe by the European Institute for Gender Equality (EIGE), with a 56.9 index score out of 100. It has a lower score than the EU, which is 11 points lower. Based on ratings, respondents do not expect any achievement by 2030 in terms of gender equality

(<https://eige.europa.eu/gender-equality-index/2021>)

**Improved water sanitation and safe drinking water:** In Cyprus, 100% of the population has access to safe drinking water and 77% of the population uses safe sanitation services. Respondents mostly voted for “Neither Agree, Nor Disagree”

(<https://www.sdg6data.org/>)

**Toxic waste and pollutants management:** Eurostat statistics show that CYPRUS has 3576.0(kg per capita) waste generation in 2018 which is negatively affect the citizens. Rating shows that respondents is do not agree with authorities’ policy on toxic waste management. The option of Neither Agree-Nor Disagree was mostly chosen. The option to disagree came in second.

([https://ec.europa.eu/eurostat/statistics-explained/index.php?title=Main\\_Page](https://ec.europa.eu/eurostat/statistics-explained/index.php?title=Main_Page))

**Ecosystem and marine protection:** According to Marine Information System for Europe 2020 most of the bathing waters were excellent or good in Cyprus. This explained that why respondents mostly voted “Agree” for this topic.

(<https://water.europa.eu/marine/countries-and-regional-seas/country-profiles/cyprus>)

**Climate Change Actions:** Cyprus, ranked 42nd in this year's Climate Change Performance Index (CCPI), rose seven ranks among the low-performing countries. Despite the negative facts, the majority of respondents chose neither agree nor disagree. (<https://ccpi.org/country/cyp/>)

**Build strong intuitions and bring peace and justice:** 16 respondents voted neither agree nor disagree, while 5 voted Agree and 4 voted Disagree.

**Contribution for SDG GOALS:** Cyprus has made progress in most SDG indicators in the time since its first VNR in 2017, and achieved the five years of continuous high economic growth, but still it remains to rank low among EU countries. 21 respondents voted neither agree nor disagree, while 4 voted Agree

**Improving energy productivity and provide affordable clean energy:** Cyprus reduced its energy consumption by 13.8% by the end of 2018. Furthermore, authorities plan to cut it by 23% by 2030. Rating show that respondents does not see a positive development in the near future. 12 respondents voted neither agree nor disagree, while 1 voted Agree and 12 voted Disagree.

**Achieve higher level of economic productivity and supply decent work and economic growth:** 22 respondents voted neither agree nor disagree, while 2 voted Agree and 1 voted Disagree.

**Increase industry, innovation and infrastructure:** 15 respondents voted neither agree nor disagree, while 5 voted Agree and 5 voted Disagree

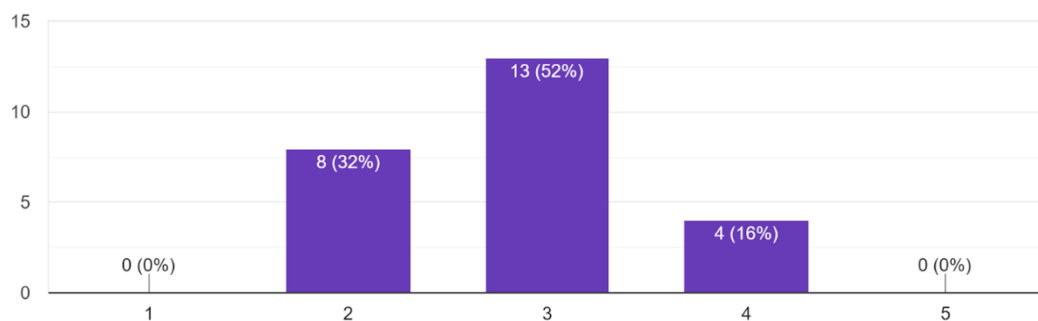
**Control the Income inequality:** Based on the Global Economy web index CYPRUS has 32.56 average index score in terms of income inequality. 16 respondents voted neither agree nor disagree, and 9 voted Agree.

**Paying special attention to build a sustainable city and community:** 13 respondents voted neither agree nor disagree, while 10 voted Agree and 2 voted Disagree

According to citizens, Cyprus is very successful in certain areas and is demonstrating good practices that other countries can follow. Citizens, on the other hand, are unhappy with the management style and policy on some topics. The issues that need to be addressed as soon as possible with an action plan are clearly visible in the research.

### 13. How much respondents know about the EUROPEAN GREEN DEAL?

17.How much do you know about the A EUROPEAN GREEN DEAL ?  
25 responses



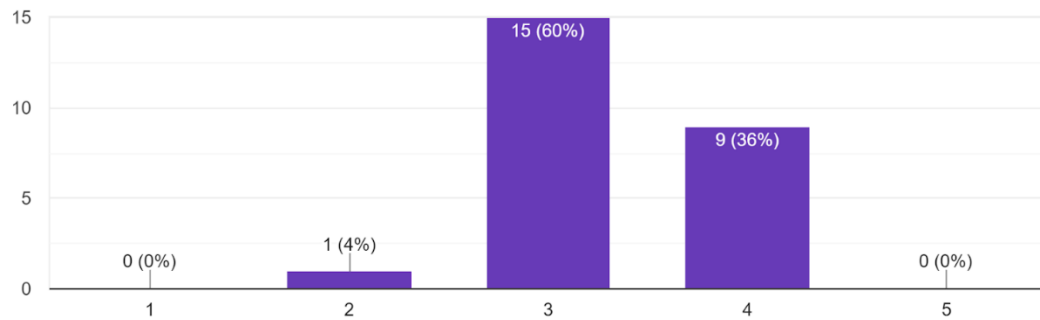
1=Enough

5=Not at all

## 14. How much apply in your city?

18.How much do you apply in your city?

25 responses



1=Enough

5=Not at all

## 15. Examples

The following are some contribution examples of EUROPEAN

GREEN DEAL from respondents' cities:

- <https://www2.deloitte.com/global/en/pages/about-deloitte/articles/next-generation-eu.html?id=gx:2ps:3gl:NextGenerationEUPPCPilot:5awa:6abt:ad2>
- <https://aglantzia.org.cy/aigli/en/>

## 16. Education and learning Practices

All of the respondents stated that they are interested in receiving an education and learning about other countries' practices.

21. Is there any good practice that you would like to mention from your Municipality / city? You can describe or put a link.

Received answers as follow:

- <https://libguides.unic.ac.cy/GreenDealOverview#:~:text=The%20Deal%20aims%20to%20make,most%20by%20the%20changes%20made.>
- The Holistic Waste Management Program of Aglantzia Municipality

## 22. E-mail addresses

Respondents shared their email addresses in order to be informed about the results of the program.

[vasosnicolaou@gmail.com](mailto:vasosnicolaou@gmail.com)

[begumcakmak10@hotmail.com](mailto:begumcakmak10@hotmail.com)

[eriacneverland@hotmail.com](mailto:eriacneverland@hotmail.com)

[xristosofia@windowslive.com](mailto:xristosofia@windowslive.com)

[tilemachou.th@gmail.com](mailto:tilemachou.th@gmail.com)

[mariageorgioucy@gmail.com](mailto:mariageorgioucy@gmail.com)

[armaganfalhan@gmail.com](mailto:armaganfalhan@gmail.com)